

# Preflight

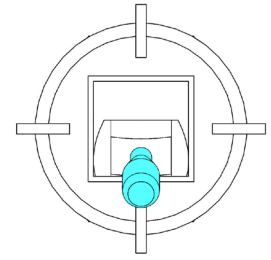
1. Always wear safety glasses.



2. NEVER operate without the safety ducts.



3. Left stick fully down




4. Set flight mode



5. Power on transmitter



6. Connect charged battery



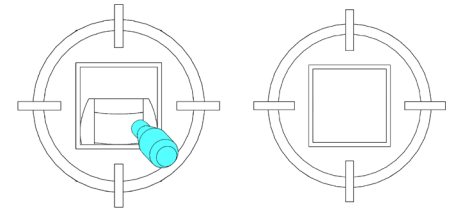
7. Place at Launch point



8. Check for solid blue LED GPS Lock, step back to safe distance

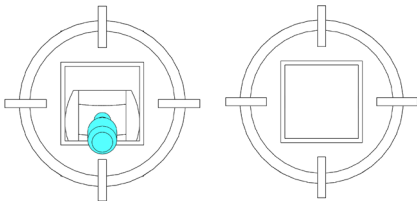


9. Hold left stick down and to the right until motors spin

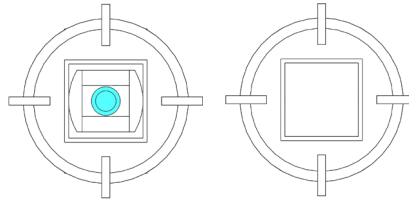


# Flight

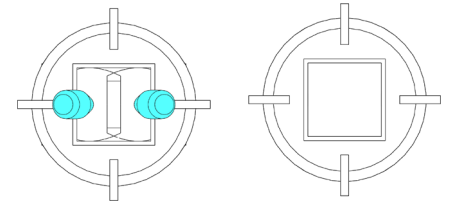
Raise left stick to take off and gain altitude



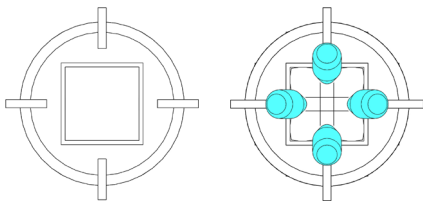
Set left stick to center to hover



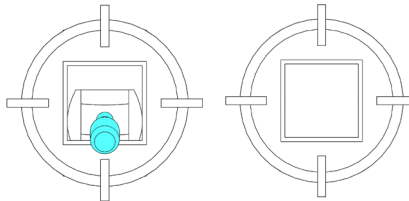
Move left stick left and right to rotate



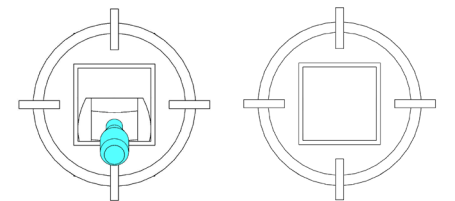
Use right stick to fly forwards, backwards, left and right



Lower left stick to descend

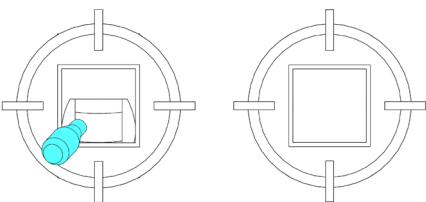


Set left stick fully down to land when near the ground




# Postflight

1. Hold left stick down and to the left until motors stop



2. Disconnect the battery



3. Power off transmitter

